










































































[Contract All](#)    [Expand All](#)

KNR 387 - Athletic Injury Assessment I			
Code	Description	Instructed	Evaluated
AC-4	Demonstrate the ability to perform scene, primary, and secondary surveys. <input type="checkbox"/>	<input checked="" type="checkbox"/>	<input checked="" type="checkbox"/>
AC-5	Obtain a medical history appropriate for the patient's ability to ... respond. <input type="checkbox"/>	<input checked="" type="checkbox"/>	<input checked="" type="checkbox"/>
AC-8	Explain the indications, guidelines, proper techniques, and necessary ... supplies for removing equipment and clothing in order to access the airway, evaluate and/or stabilize an athlete's injured body part. <input type="checkbox"/>	<input checked="" type="checkbox"/>	<input checked="" type="checkbox"/>
CE-3	Identify the common congenital and acquired risk factors and causes of ... musculoskeletal injuries and common illnesses that may influence physical activity in pediatric, adolescent, adult, and aging populations. <input type="checkbox"/>	<input checked="" type="checkbox"/>	<input checked="" type="checkbox"/>
CE-4	Describe the principles and concepts of body movement, including normal ... osteokinematics and arthrokinematics. <input type="checkbox"/>	<input checked="" type="checkbox"/>	<input checked="" type="checkbox"/>
CE-6	Describe the basic principles of diagnostic imaging and testing and their ... role in the diagnostic process. <input type="checkbox"/>	<input checked="" type="checkbox"/>	<input checked="" type="checkbox"/>
CE-7	Identify the patient's participation restrictions (disabilities) and ... activity limitations (functional limitations) to determine the impact of the condition on the patient's life. <input type="checkbox"/>	<input checked="" type="checkbox"/>	<input checked="" type="checkbox"/>
CE-8	Explain the role and importance of functional outcome measures in ... clinical practice and patient health-related quality of life. <input type="checkbox"/>	<input checked="" type="checkbox"/>	<input checked="" type="checkbox"/>
CE-9	Identify functional and patient-centered quality of life outcome measures ... appropriate for use in athletic training practice. <input type="checkbox"/>	<input checked="" type="checkbox"/>	<input checked="" type="checkbox"/>
CE-10	Explain diagnostic accuracy concepts including reliability, sensitivity, ... specificity, likelihood ratios, prediction values, and pre-test and post-test probabilities in the selection and interpretation of physical examination and diagnostic procedures. <input type="checkbox"/>	<input checked="" type="checkbox"/>	<input checked="" type="checkbox"/>
CE-11	Explain the creation of clinical prediction rules in the diagnosis and ... prognosis of various clinical conditions. <input type="checkbox"/>	<input checked="" type="checkbox"/>	<input checked="" type="checkbox"/>
CE-12	Apply clinical prediction rules (eg, Ottawa Ankle Rules) during clinical ... examination procedures. <input type="checkbox"/>	<input checked="" type="checkbox"/>	<input checked="" type="checkbox"/>
CE-13	Obtain a thorough medical history that includes the pertinent past ... medical history, underlying systemic disease, use of medications, the patient's perceived pain, and the history and course of the present condition. <input type="checkbox"/>	<input checked="" type="checkbox"/>	<input checked="" type="checkbox"/>
CE-14	Differentiate between an initial injury evaluation and ... follow-up/reassessment as a means to evaluate the efficacy of the patient's treatment/rehabilitation program, and make modifications to the patient's program as needed. <input type="checkbox"/>	<input checked="" type="checkbox"/>	<input checked="" type="checkbox"/>
CE-15	Demonstrate the ability to modify the diagnostic examination process ... according to the demands of the situation and patient responses. <input type="checkbox"/>	<input checked="" type="checkbox"/>	<input checked="" type="checkbox"/>
CE-16	Recognize the signs and symptoms of catastrophic and emergent conditions ... and demonstrate appropriate referral decisions. <input type="checkbox"/>	<input checked="" type="checkbox"/>	<input checked="" type="checkbox"/>
CE-17	Use clinical reasoning skills to formulate an appropriate clinical ... diagnosis for common illness/disease and orthopedic injuries/conditions. <input type="checkbox"/>	<input checked="" type="checkbox"/>	<input checked="" type="checkbox"/>
CE-18	Incorporate the concept of differential diagnosis into the examination ... process. <input type="checkbox"/>	<input checked="" type="checkbox"/>	<input checked="" type="checkbox"/>
CE-19	Determine criteria and make decisions regarding return to activity and/or ... sports participation based on the patient's current status. <input type="checkbox"/>	<input checked="" type="checkbox"/>	<input checked="" type="checkbox"/>

CE-20	Use standard techniques and procedures for the clinical examination of ... common injuries, conditions, illnesses, and diseases including, but not limited to:			
CE-20a	history taking			
CE-20b	inspection/observation			
CE-20c	palpation			
CE-20d	functional assessment			
CE-20e	selective tissue testing techniques / special tests			
CE-20f	neurological assessments (sensory, motor, reflexes, balance, cognitive ... function)			
CE-21	Assess and interpret findings from a physical examination that is based ... on the patient's clinical presentation. This exam can include:			
CE-21a	Assessment of posture, gait, and movement patterns			
CE-21b	Palpation			
CE-21c	Muscle function assessment			
CE-21d	Assessment of quantity and quality of osteokinematic joint motion			
CE-21e	Capsular and ligamentous stress testing			
CE-21f	Joint play (arthrokinematics)			
CE-21g	Selective tissue examination techniques / special tests			
CE-21h	Neurologic function (sensory, motor, reflexes, balance, cognition)			
CE-22	Determine when the findings of an examination warrant referral of the ... patient.			
EBP-1	Define evidence-based practice as it relates to athletic training ... clinical practice.			
EBP-7	Conduct a literature search using a clinical question relevant to ... athletic training practice using search techniques (eg, Boolean search, Medical Subject Headings) and resources appropriate for a specific clinical question.			
EBP-9	Use standard criteria or developed scales (eg, Physiotherapy Evidence ... Database Scale [PEDro], Oxford Centre for Evidence Based Medicine Scale) to critically appraise the structure, rigor, and overall quality of research studies.			
EBP-10	Determine the effectiveness and efficacy of an athletic training ... intervention utilizing evidence-based practice concepts.			
EBP-11	Explain the theoretical foundation of clinical outcomes assessment (eg, ... disablement, health-related quality of life) and describe common methods of outcomes assessment in athletic training clinical practice (generic, disease-specific, region-specific, and dimension-specific outcomes instruments).			
EBP-	Describe the types of outcomes measures for clinical practice ... (patient-based and clinician-based) as well as types of evidence that are gathered			

12	through outcomes assessment (patient-oriented evidence versus disease-oriented evidence).			
EBP-13	Understand the methods of assessing patient status and progress (eg, ... global rating of change, minimal clinically important difference, minimal detectable difference) with clinical outcomes assessments. 			
EBP-14	Apply and interpret clinical outcomes to assess patient status, progress, ... and change using psychometrically sound outcome instruments. 			
PD-9	Specify when referral of a client/patient to another healthcare provider ... is warranted and formulate and implement strategies to facilitate that referral. 			
PHP-19	Instruct clients/patients in the basic principles of ergonomics and ... their relationship to the prevention of illness and injury. 			
TI-17	Analyze gait and select appropriate instruction and correction strategies ... to facilitate safe progression to functional gait pattern. 			
TI-18	Explain the relationship between posture, biomechanics, and ergonomics ... and the need to address these components in a therapeutic intervention. 